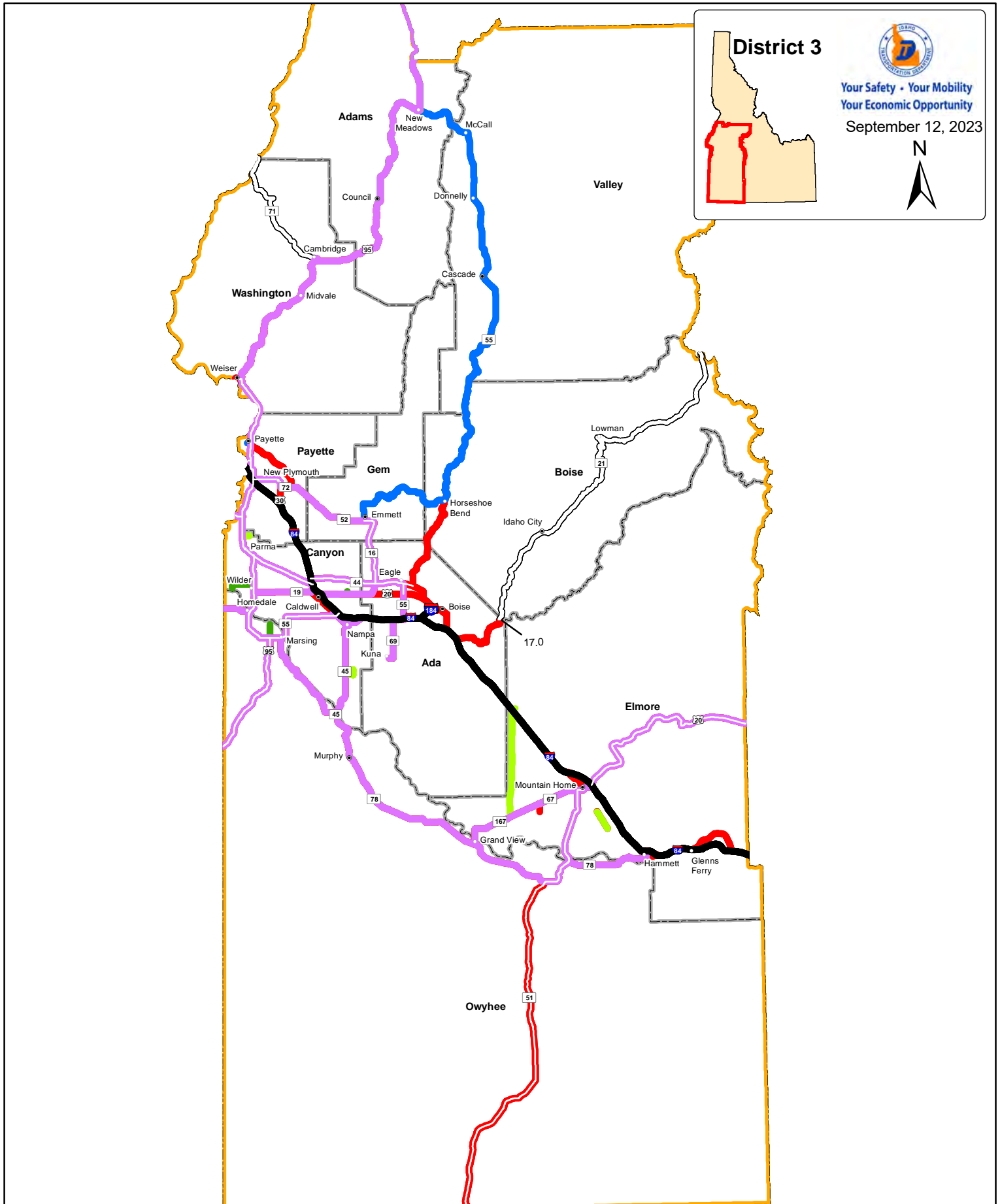


Extra Length/Excess Weight up to 129,000 Pounds

Idaho State Highway System



		Legal Route (No Permit Required)-See Notes				Special Permits Requirements		
		Configuration Length			Total Gross Weight Not To Exceed	Total Length Not To Exceed (Including Overhang)	Total Gross Weight Not To Exceed	Off-Tracking Not To Exceed
		Single	Double	Total Length				
Mixed Routes		53'	68'	75'	105,500 lbs	See Corresponding Route Color Below		
Black		53'	68'	75'	80,000 lbs	115'	129,000 lbs	8.75 ft
Red		53'	61'	75'	105,500 lbs	115'	105,500 lbs	6.50 ft
Purple		53'	61'	75'	105,500 lbs	115'	129,000 lbs	6.50 ft
Dark Blue		48'	61'	75'	105,500 lbs	115'	129,000 lbs	6.50 ft
Blue		48'	61'	75'	105,500 lbs	95'	105,500 lbs	5.50 ft
Orange		48'	61'	75'	105,500 lbs	95'	129,000 lbs	5.50 ft
Clear		48'	61'	75'	105,500 lbs	85'	105,500 lbs	3.00 ft
Brown		48'	61'	65'	105,500 lbs	Cannot Exceed Legal Route Configuration		
Light Green*		48'	61'	75'	105,500 lbs	Local Routes Must Obtain Permit From LHD		
Dark Green**		48'	61'	75'	105,500 lbs	115'	129,000 lbs	6.50 ft

* Approved 129,000 pound local routes must obtain permit from Local Highway Jurisdiction

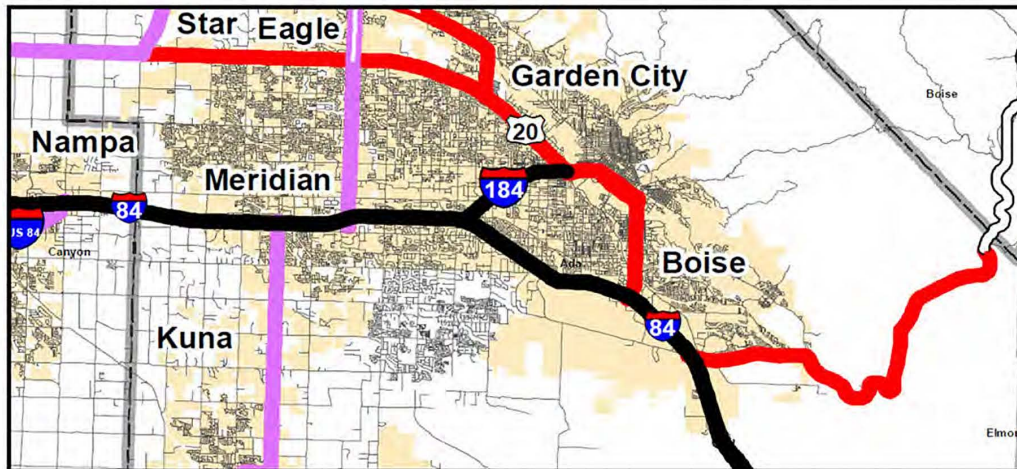
** Approved 129,000 pound local routes must obtain permit from Idaho Transportation Department

NOTES:

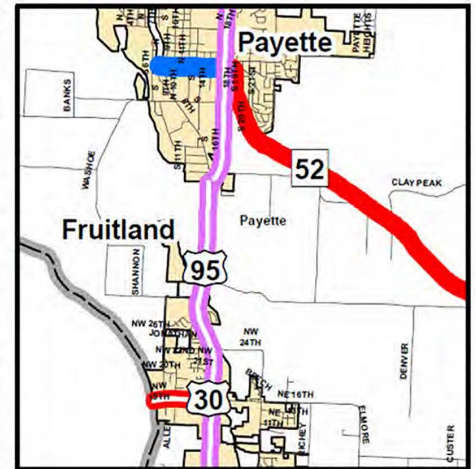
- CMVs exceeding legal route configuration (length and/or weight) MUST have a special permit
- Double trailer configuration can exceed one or the other legal route lengths and still be legal (can exceed only 61' of trailer or 75' overall)
- Mixed Routes are routes that are on the National Highway System (NHS)
- Black Interstates are routes that are on the National Highway System (NHS)
- Cargo carrying units for doubles and triples combinations may not exceed 95' and for a full truck and trailer may not exceed 98'

District 3 Enlargements:

Boise/Meridian



Payette



Nampa/Caldwell



Mountain Home

